

# On Track To KINDERGARTEN

Question of the Week:  
What's your favorite song?  
\_\_\_\_\_



## February - Week 1

Learn and recite HEY DIDDLE, DIDDLE.

Count from 1 - 10  
while you are:

- Sitting      • Standing
- Lying on the floor
- Closing your eyes



**Jump**

**Crawl**

**March**

**Walk**

backwards  
from your  
kitchen to  
your living  
room.



**HEART RUBBINGS**

Have Mom or Dad cut a  
small heart out of  
cardboard. Put it under  
your paper.  
Rub over it  
with a crayon  
until a heart  
appears on  
the paper.



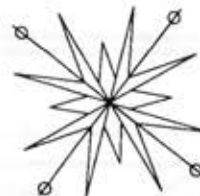
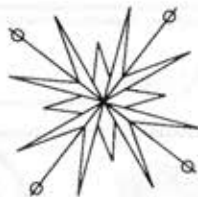
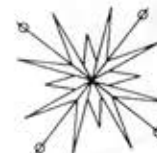
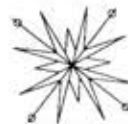
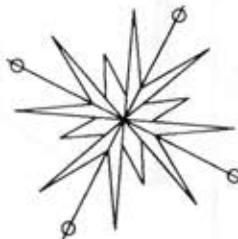
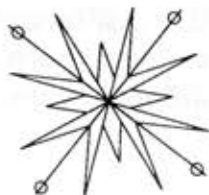
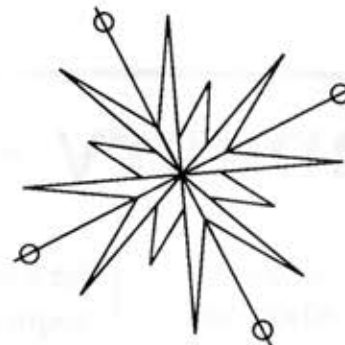

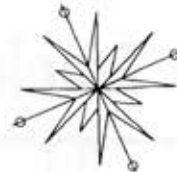
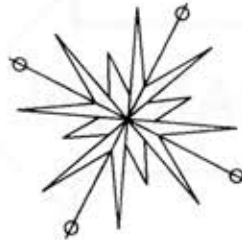
Make lots of heart  
rubbings.

Child's Name \_\_\_\_\_

Parent's Name \_\_\_\_\_

**BUILDING BLOCKS**

[www.bblocksonline.com](http://www.bblocksonline.com)



Play **CONNECT THE SNOWFLAKES.**

Get a crayon and connect the snowflakes. Use a different color and connect them again in a different way.

# On Track To KINDERGARTEN

Question of the Week:  
What city do you live in?

CHICAGO  
NEW YORK  
IDABEL  
FRESNO



## February - Week 2

Learn and recite HUGS AND KISSES.

Name all the people you love.



Mom,  
Dad,  
Josie

Roll across the living room and back again.




Have  
someone  
read  
to you.



HEART TRACINGS

Have Mom or Dad cut a small heart out of cardboard. Put it on your paper and trace around it. Make lots of hearts and color them.

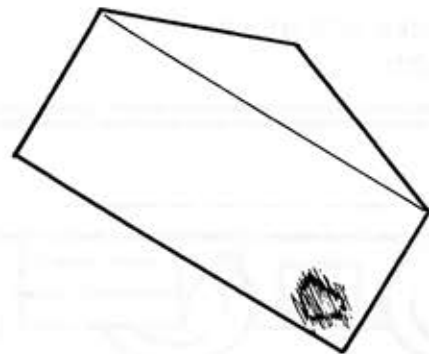


Child's Name \_\_\_\_\_

Parent's Name \_\_\_\_\_

BUILDING BLOCKS

[www.bblocksonline.com](http://www.bblocksonline.com)

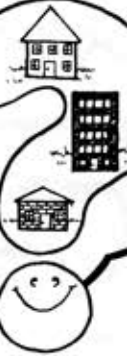


**heart rubbings**

# On Track To KINDERGARTEN

## Question of the Week:

What color is your house/apartment?  
\_\_\_\_\_



## February - Week 3

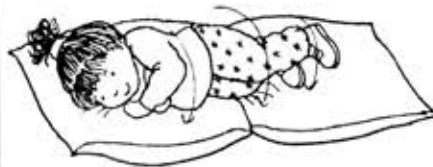
Learn and recite  
LITTLE BO PEEP.



Find someone  
\_ shorter  
\_ taller  
than  
you.

Who are they?  
\_\_\_\_\_

Put some pillows or  
cushions on the floor.  
Roll over them and back  
again.



Draw a  
picture of  
one of your  
friends.

What's  
his/her  
name?




Child's Name \_\_\_\_\_

Parent's Name \_\_\_\_\_

**BUILDING BLOCKS**

[www.bblocksonline.com](http://www.bblocksonline.com)

I traced some hearts.



# On Track To KINDERGARTEN

Question of the Week:  
What size shoe do you wear?

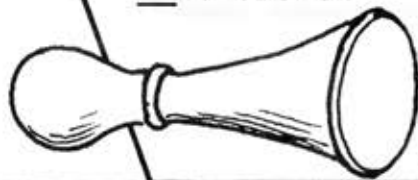


## February - Week 4

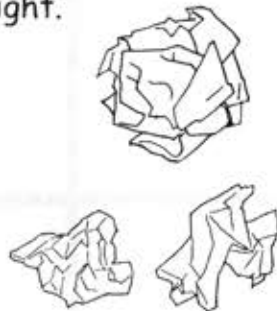
Learn and recite THE SNOWMAN.

Make the sound for a:

- \_\_\_ Car horn
- \_\_\_ Train whistle
- \_\_\_ Fire truck
- \_\_\_ Bike horn
- \_\_\_ Police siren



Crumple 1/2 sheets of newspaper to make balls. Have a snowball fight.

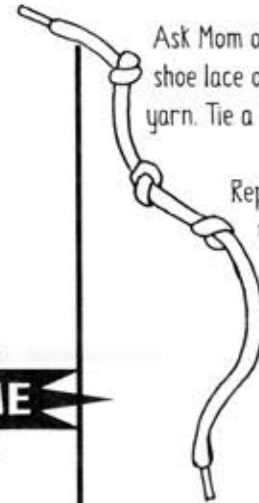


**BONUS GAME**

TIC-TAC-TOE

Ask Mom or Dad for an old shoe lace or a 12" piece of yarn. Tie a knot in the yarn.

Repeat and see how many more knots you can tie.



Child's Name \_\_\_\_\_

Parent's Name \_\_\_\_\_

**BUILDING BLOCKS**

[www.bblocksonline.com](http://www.bblocksonline.com)



## Dress Your Snow Pal

Dress Your Snow Pal with things around your house. For example, put large buttons and beads, tiny twigs, coffee stir sticks, bingo/poker chips, bottle caps, shoe laces, fabric scraps, yarn, and small pieces of posterboard or colored paper in a pie pan. Dress Your Snow Pal over and over again in different outfits.